

E F N O T E D R U M S

EFNOTE PRO series
EFNOTE 3 / 5 / 7 series

ASIO Driver Installation Guide




EN

Install

- * For the latest supported OS information, refer to the EFNOTE website (p. 4).
- * Restart is required after the installation.
- * The USB connectivity is not guaranteed for all environments. Some computers may not be fully compatible.

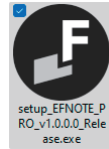
1

EFNOTE 3/5/7



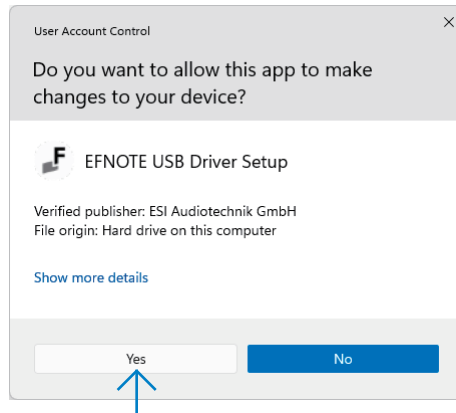
setup_EFNOTE_vXXXX_Release.exe

EFNOTE PRO

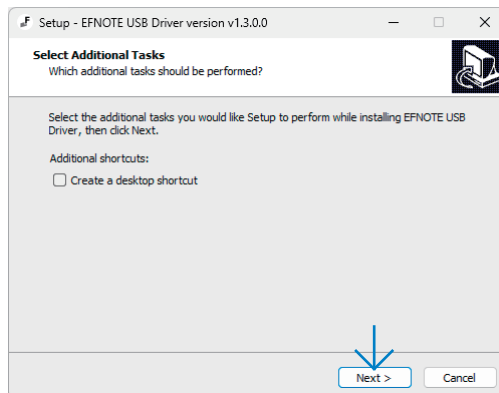


setup_EFNOTE_PRO_vXXXX_Release.exe

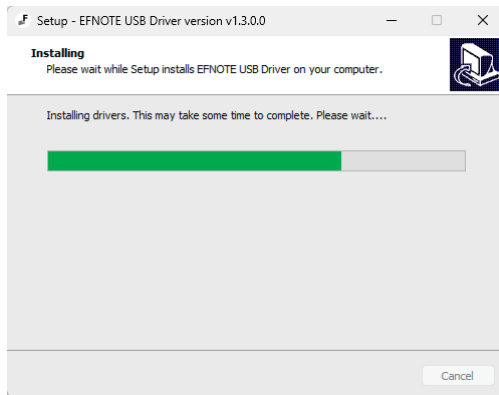
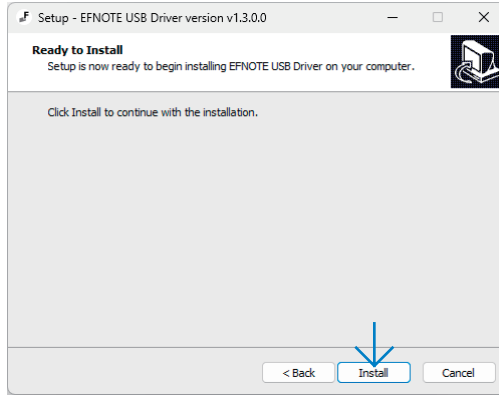
2



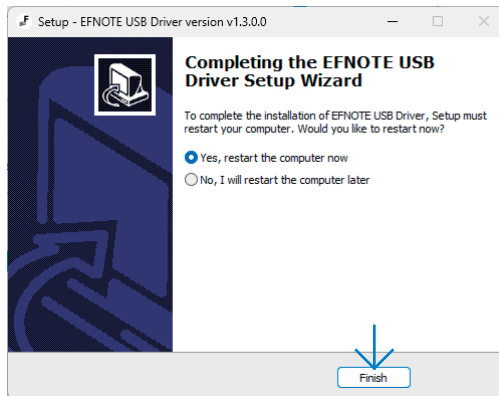
3



4



5

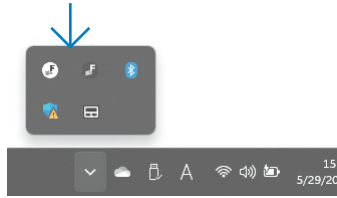


Uninstall

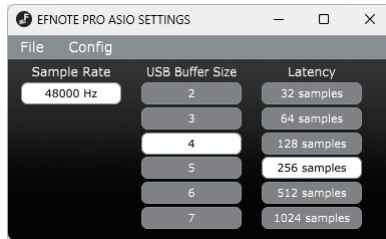
You can uninstall the driver from the Windows Settings > Apps.

Setup

1



2



In cases like the following, increasing the USB Buffer Size or Latency settings might solve the problem.

- Some click noises occur on the audio streaming
- DAW or audio recording software got an error because of buffer underrun

* The sample rate cannot be changed.

* Even if the settings window is closed, the driver continues to work.

For the latest information, please refer to the EFNOTE website.

ef-note.com/support



* Specification and design are subject to change without prior notice.

* Microsoft and Windows are either registered trademarks or trademarks of Microsoft Corporation.

* ASIO is a trademark and software of Steinberg Media Technologies GmbH.

* Company names or product names etc. appearing in this document are the registered trademarks or trademarks of their respective corporate owners.